

Exclusive  
FCL innovation

# PAINLESS PLUG

Relieves the discomfort associated with dry eye syndrome **simply, quickly, effectively and durably** and improves patients' quality of life.



Absolutely  
**UNIQUE**  
plug!

Ready set Painless Plug.



Initial Shape of the plug stretched on the inserter.



Final Shape of the plug as in the punctum.

Extra thin collarette : 0.1 mm.

- **EFFICACY**  
The plug fills the punctum perfectly for optimal punctal occlusion.
- **FASTER INSERTION**  
The Painless Plug can be inserted more quickly than traditional plugs.

- **PAIN-FREE FOR THE PATIENT**  
No dilation required\*.
- **ONE SINGLE REFERENCE**  
One size fits all.
- **REVERSIBILITY**  
Easy to remove using forceps.

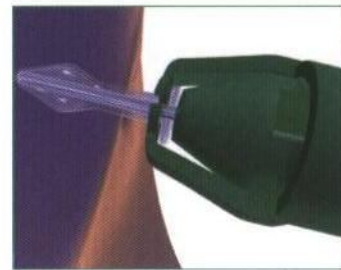

\* The user may choose to dilate the entrance to the punctum slightly, depending on the individual case.

# How to insert the PAINLESS PLUG ?

Innovative  
Innovation

1



**Insert the Painless Plug**  
in the punctum.



2

Once the Painless Plug is inserted in the punctum, **squeeze the fingertip controller until full contact between the arms and the body of the plug inserter is achieved.**



The gripper retracts and releases the plug which returns to its final shape.



3

**Maintain pressure on the fingertip controller and remove the plug inserter.**

This step is essential for a smooth release of the plug.



## References

S2.4001	box of 1 (Sterile)
S2.4002	box of 2 (Sterile)

For more information please contact your local distributor:

